

## TDP-SC35U Conference Room Projector Specifications

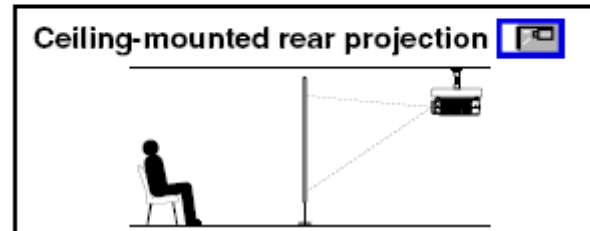
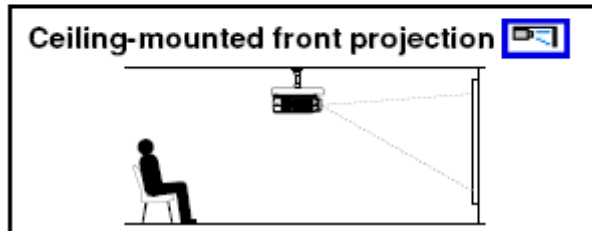
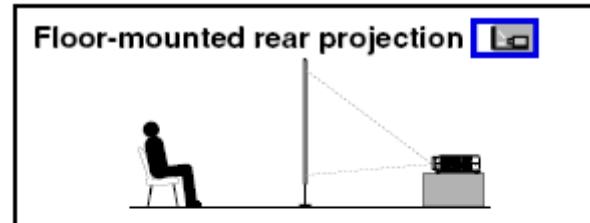
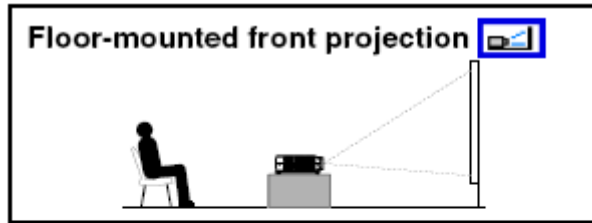
Model	TDP-SC35U	
Display Technology	Shape	0.55" DMD DLP®
	No. of Pixels	480,000 (800 x 600)
Projection Lens	Standard Lens	1.2x manual zoom/manual focus
	F/f (mm)	F = 2.0 - 2.2, f = 19.41 - 23.32 mm
Light Source		180W
Brightness		2000 ANSI lumens
Native Resolution		SVGA 800 x 600
Color Reproduction		Full 16.7 Million Colors
Contrast Ratio		2000:1
Projection Screen Size (Diagonal)		36" - 300"
Projection Distance		4.1 ft - 34.5 ft
Compatible Scanning Frequency	Horizontal (kHz)	15.7 - 106.25kHz
	Vertical (Hz)	50 - 85Hz
Input Terminals	RGB	2x D-sub 15-pin (dual component)
	Video	1x RCA for Composite Video, 1x S-Video
	RGB Audio	1x stereo mini-jack
	Video Audio	2x RCA jacks (L/R)
Input Signal Format	Video	NTSC, PAL, SECAM
	Color Difference	HDTV/DTV (480p/480i/576i/576p/720p/1080i)
	RGB	VGA, SVGA (true), XGA/SXGA/UXGA (compressed), MAC (MAC16, 19)
Output Terminals	Audio	1x stereo mini-jack (variable output)
	RGB	1x D-sub 15-pin
Document Camera	Lens	F=2.8, f=2.8mm
	Focus	Manual focus in two modes: Near or Far
	Zoom	None
	Imaging Element	1/4.2 inches honeycomb CCD
	Effective Pixels	629,856 pixels (648H x 486V x2)
Digital Keystone Correction		Manual vertical +/- 15°
Internal Speaker		1.0W Monaural
Fan Noise		36dB (33dB in low mode)
PC Interface		RS232C (mini DIN-8 pin)
External Dimensions (WxDxH)		14.5" x 10.2" x 3.9"
Weight		8.6 lbs.
Power Source		100-240V, 50/60Hz
Power Consumption		250W
Replacement Lamp		TLP-LV7
Box Contents	Remote Control with Batteries, Power Cord, RGB Cable, CD-ROM, User's Manual, Soft Carrying Bag	

**\*RoHS.** This projector is compatible with European Union Directive 2002/95/EC, Restriction of the use of certain Hazardous Substances in electrical and electronic equipment (RoHS), which restricts use of lead, cadmium, mercury, hexavalent chromium, PBB, and PBDE. Toshiba requires its projector component suppliers to meet RoHS requirements and verifies its suppliers' commitment to meeting RoHS requirements by conducting component sampling inspections during the product design approval process.

© Copyright all rights reserved. Toshiba is a registered trademark or trademark of Toshiba America Information Systems, Inc. or Toshiba Corporation. DLP® and the DLP logo are registered trademarks of Texas Instruments. All other products and names mentioned are the property of their respective owners. Product specifications, configurations, prices, systems/components/options availability are all subject to change without notice.

## Placement Styles

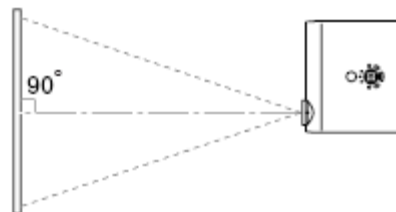
As shown in the figures below, this device can be placed in 4 different styles.  
The factory setting is "floor-mounted front projection."



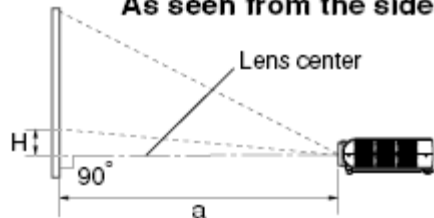
## Projection Distance and Size

Use the figures, tables, and formulas below to determine the projection size and projection distance.  
(Projection sizes are approximate values for full-size picture with no keystone adjustment.)

Screen **As seen from above**



**As seen from the side**



**a** is the distance (ft) between the lens and the screen, and corresponds to a range of 4.6 ft to 34.4 ft. **H** is the height from the image bottom to the center of the lens.

$$a \text{ (min length)} = \frac{\text{projection size (inches)}}{8.708}$$

$$a \text{ (max length)} = \frac{\text{projection size (inches)}}{7.507}$$

projection size (in)	projection distance a (ft)		height (H) (in)
	min length (zooming max)	max length (zooming min)	
40	4.6	5.3	1.6
60	6.9	8.0	2.3
80	9.2	10.7	3.1
100	11.5	13.3	3.9
150	17.2	20.0	5.9
200	23.0	26.6	7.8
250	28.7	33.3	9.8
300	34.4	-	11.7