

TOSHIBA

Satellite® 5005 Series

The Ultimate Multimedia machine

Model(s): Satellite 5005-S507

PIII1100/15.0"UXGA/512MB/40GB/DVD-CDRW/Mdm/LAN/WinXP Home

Product Highlights

Performance

- Intel Pentium III 1100MHz (1.10GHz) processor
- 512MB of Main Memory

Convenient design

- 40.0GB hard disk drive
- DVD-ROM/CDRW drive
- External 3.5" 1.44MB USB floppy diskette drive included

Great Features

- Toshiba Personal Theatre 15.0" UXGA screen display
- NVIDIA GeForce4 440 Go, 32MB DDR video memory

Get On-Line

- Integrated V.90/56K modem
- Integrated 10/100 Ethernet LAN

System Characteristics

CPU (See CPU Performance Disclaimer)

- Intel Pentium III 1100MHz (1.10GHz) processor
- Integrated co-processor

L2 Cache

- 256KB Level 2 Cache integrated on chip
- 100MHz front side bus clock speed

Memory

- 512MB SDRAM
- Expansion memory: 128/256MB, 3.3V, SODIMM, PC133 SDRAM
- Data/Address Bus Width; 64-bit/32-bit
- BIOS ROM: 512KB; Intel FWH, 4MBit
- Intel 815E Chipset

Mass Storage

- **Floppy Disk Drive:** External USB 3.5", 1.44MB
- **Primary Hard Disk Drive:** 40.0GB hard disk drive, Enhanced IDE (ATA-5) Interface, 9.5mm height, 0.2lbs, 13ms average access time (read/write), 3ms track to track seek time (read/write), 4200rpm drive rotation, supports PIO mode4, Ultra DMA mode5, & Multiword DMA mode2
- **DVD-ROM/CDRW:** Enhanced IDE (ATAPI) Interface; Compatibility: CD-ROM, CD-R (read/write), CD-RW (read/re-write), DVD-ROM, DVD-R (read only); 180ms (DVD-ROM)/130ms (CD-ROM) Access time (read/write); supports PIO mode4, Ultra DMA mode2, & Multiword DMA mode2; service removable
- **Software Decoder:** InterVideo (WinDVD)

Graphics/Video

- Toshiba Personal Theatre 15.0" UXGA active-matrix display; internal display supports up to 16M colors at 1600 x 1200
- **NVIDIA GeForce4 440Go** graphics controller; 32MB DDR external VRAM video memory;
- 3D Graphics Accelerator, AGP bus support; 2D Graphics Accelerator, BitBLT hardware, Hardware cursor, Direct Draw support
- External Color Support:

640 x 480;	100Hz Non-Interlaced @16M
800 x 600;	100Hz Non-Interlaced @16M
1024 x 768;	100Hz Non-Interlaced @16M
1280 x 1024;	100Hz Non-Interlaced @16M
1600 x 1200;	85Hz Non-Interlaced @16M
1920 x 1440;	60Hz Non-Interlaced @16M
2048 x 1536;	60Hz Non-Interlaced @16M

Input Devices

- **Keyboard:** Full sized 85 keys with 12 function keys, 2.7mm key stroke, 6mm height; Dedicated Windows® & Application keys support; HotKey function; TouchPad pointing device with Scroll function.
- **CD Control Function:** Play/Pause, Stop/Eject, Previous, Skip/Next, CD Power, and MP3 function
- In-Touch button & Instant Access Internet button

Expandability

- 2 Expansion memory slot; 2 PC Card slots support 2 Type II or 1 Type III PC Cards; 32-bit CardBus ready

Communications

- Integrated V.90/56K modem; Data and fax support
- Integrated 10/100 Ethernet LAN

Due to FCC limitations, speeds of 53kbps are the maximum permissible transmission rates during Download. Actual data transmission speeds will vary depending on line conditions.

Ports

- RGB (monitor) port
- 3 Universal Serial Bus ports
- Infrared port
- TV-Out (NTSC/PAL output; 3.5mm mini jack, bundled RCA conversion cable)
- RJ-45 LAN port
- RJ-11 modem port
- S/PDIF – headphone port (integrated to S/PDIF), Dolby AC3 Digital support (S/PDIF Optical)
- i.Link (IEEE 1394) port
- SmartMedia slot
- Secure Digital (SD) card slot

Physical Description

- Dimensions (LxWxH): 12.9" x 11.6" x 1.8"
- Weight: 6.99 lbs
- LED Indicators: Power, Power Save Mode, HDD, CD/DVD/DVD-CDRW, DC-IN, Caps Lock, Arrow, Numeric, Main Battery Charging Status (on Sub LCD), Remaining Battery life (on Sub LCD), System Sleep, SD Card, SmartMedia

Sound

- Yamaha YMF753 Codec Chip
- 16-bit stereo, Windows Sound System Ver. 2.0; Soundblaster® Pro compatible (in DOS box only)
- **Built-in harman/kardon Stereo Speakers with subwoofer**
- 3D sound support with HRTF 3D positional audio; Direct 3D Sound (supported by sound driver); Hardware acceleration for DirectSound and DirectMusic; Full Duplex and MIDI (play back) support, 64 voices
- Sound Volume (by Dial)
- **Ports:** External Microphone port, headphone port (integrated to S/PDIF), Line-in port, Line-out (unified with TV-Out), Dolby AC3 Digital support (S/PDIF Optical)

Power Supply

- **AC Adapter:** 75W AC Adapter, 100-240V / 50-60Hz frequency (Universal) input voltage, 15V x 5A Output.
Dimensions (LxWxH): 4.9" x 2.4" x 0.9"
Weight: 0.74lbs
- **Battery Pack:** 6-cell, rechargeable, removable Lithium Ion (Graphite) battery, 10.8V x 3900mAh
Dimension (LxWxH): 6.8" x 2.7" x 0.7"
Weight: 0.8lbs
- Battery Saver (in Windows): Stand by, HDD Auto Off, Display Auto Off, Throttling, Hibernation
- Approx. 1.67H battery life; Recharge time(off/on): 2.5H/10H
Battery life may vary depending on product model, configuration, applications, power management settings and features utilized. Recharge time varies depending on usage. Battery may not charge while computer is consuming full power. After a period of time, the battery will lose its ability to perform at maximum capacity and will need to be replaced. This is normal for all batteries. To purchase a new battery pack, see the accessories information that shipped with your computer or visit www.accessories.toshiba.com

Security

- Slot for computer lock, HDD and memory (by screw only), Built-in Modem/LAN (screw only), User Power-on password, Setup Security, HDD Password, Keyboard Lock (by HotKey), Screen

Bios

- ACPI (V1.0b), VESA (V2.0), DPMS, DDC (DDC2B), SM BIOS (V 2.3), PC BIOS (V2.1) support

Operating System

- Microsoft® Windows XP Home pre-installed
- Windows 2000 component drivers on the web

Additional Software

- Lotus® SmartSuite Millennium Edition
- Intuit Quicken Basic 2001
- Norton AntiVirus 2002
- AOL
- Adobe Acrobat Reader
- Microsoft Internet Explorer
- Toshiba Custom Utilities
- Satellite Series Online Documentation
- [Toshiba Great Software Offer](#): Receive your choice of two software titles. The software selection includes titles from the follow categories; productivity, education/reference, creativity and entertainment

Warranty

- 1 year parts, labor and battery

Environmental Specifications

- **Temperature:** Operating: 5° to 35°C (41° to 95°F); Non-operating: -20° to 65°C (-4° to 149°F)
- **Thermal gradient:** Operating: 15°C per hour maximum; Non-operating: 20°C per hour maximum
- **Relative Humidity:** Operating: 20% to 80% non-condensing; Non-operating: 10% to 95% non-condensing
- **Altitude (relative to sea level):** Operating: -60 to 3000 meters; Non-operating: -60 to 10,000 meters
- **Shock:** Operating: 10G; Non-operating: 60G
- **Vibration:** Operating: 0.5G; Non-operating: 1.0G

Accessories**Kingston Memory**

KTT-SO133/128 128MB PC133 SDRAM
KTT-SO133/256 256MB PC133 SDRAM

TOSHIBA SD Memory

SD-M3203M-A 32MB
SD-M6403M-A 64MB
SD-M1283M-A 128MB

Cases (Targus)

NWCGV1 Targus Carrying Case (Only case suitable for this unit)

Other Accessories

PA3083U-1ACA Universal AC Adapter
PA3123U-1BRS Li-Ion Battery
PA3079U-1PCC 2GB Type II HDD
PA450U Targus Defcon Key Lock

Wi-Fi (Agere)

8484415560 Orinoco Wireless LAN PC Card (Gold)
8485582350 Orinoco AP-1000 Access Point w/128wep Gold Card
8485878380 Orinoco AP-500 Access Point
8485463880 Orinoco RG-1000 Residential Gateway
8485893390 Orinoco Range Extending Antenna

Product/Part Number

Satellite 5005-S507 PS500U-0UX0HX

*** Central Processing Unit ("CPU") Performance Disclaimer:**

CPU performance in your computer product may vary from specifications under the following conditions:

- use of certain external peripheral products
- use of battery power instead of AC power
- use of certain multimedia games or videos with special effects
- use of standard telephone lines or low speed network connections
- use of complex modeling software, such as high end computer aided design applications
- use of computer in areas with low air pressure (high altitude >1,000 meters or >3,280 feet above sea level)
- use of computer at temperatures outside the range of 5°C to 35°C (41°F to 95° F) or >25°C (77°F) at high altitude (all temperature references are approximate).

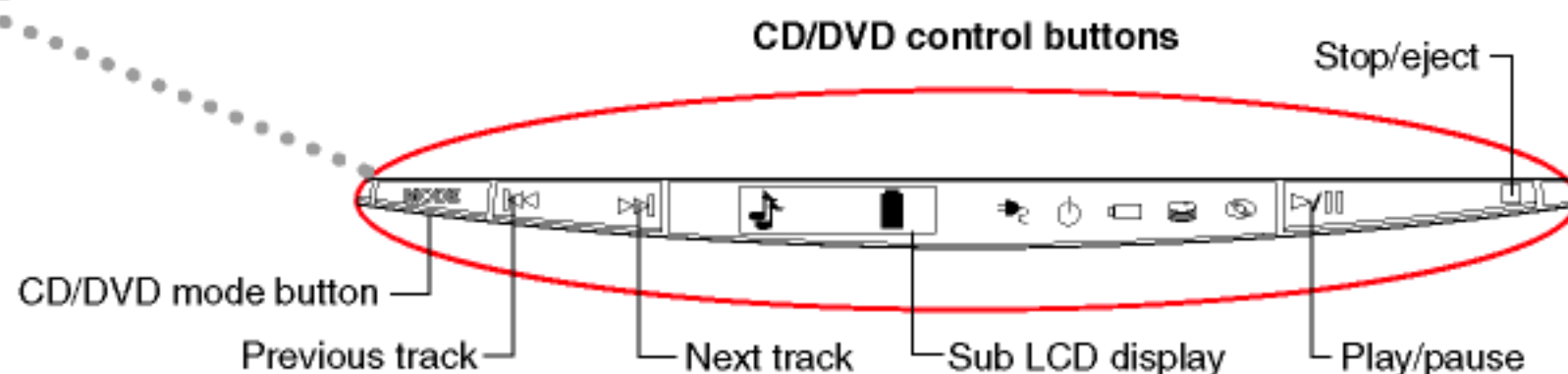
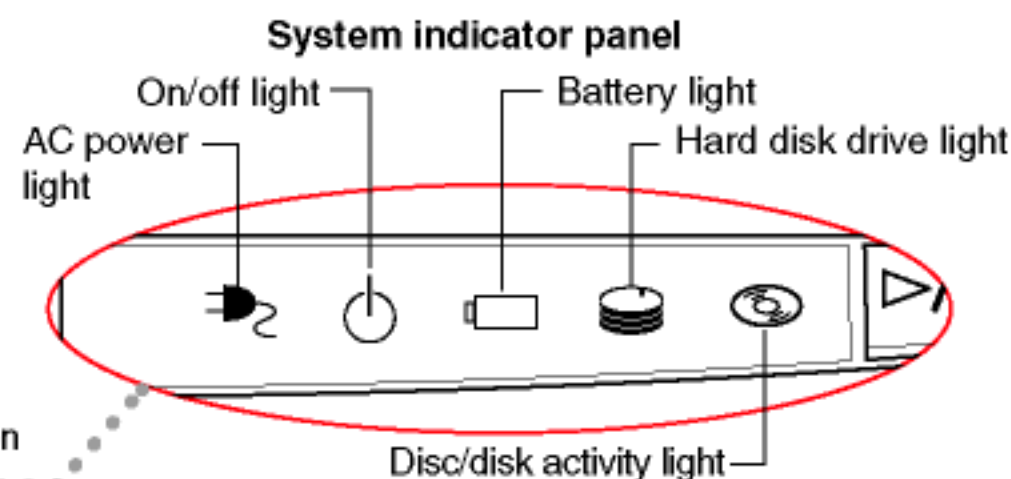
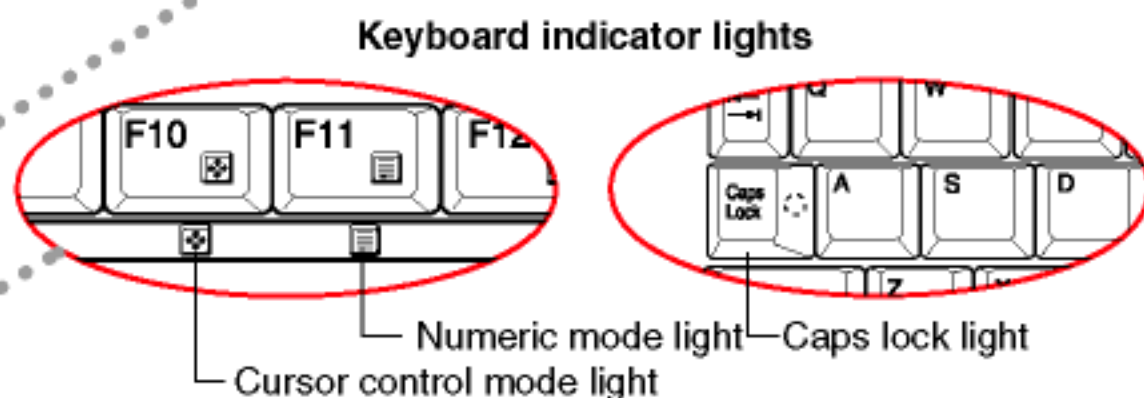
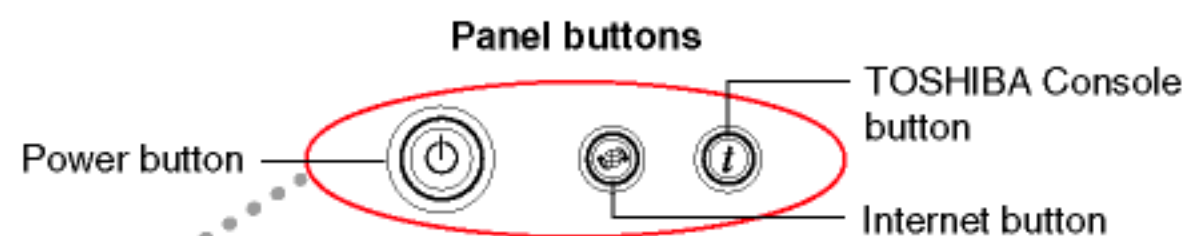
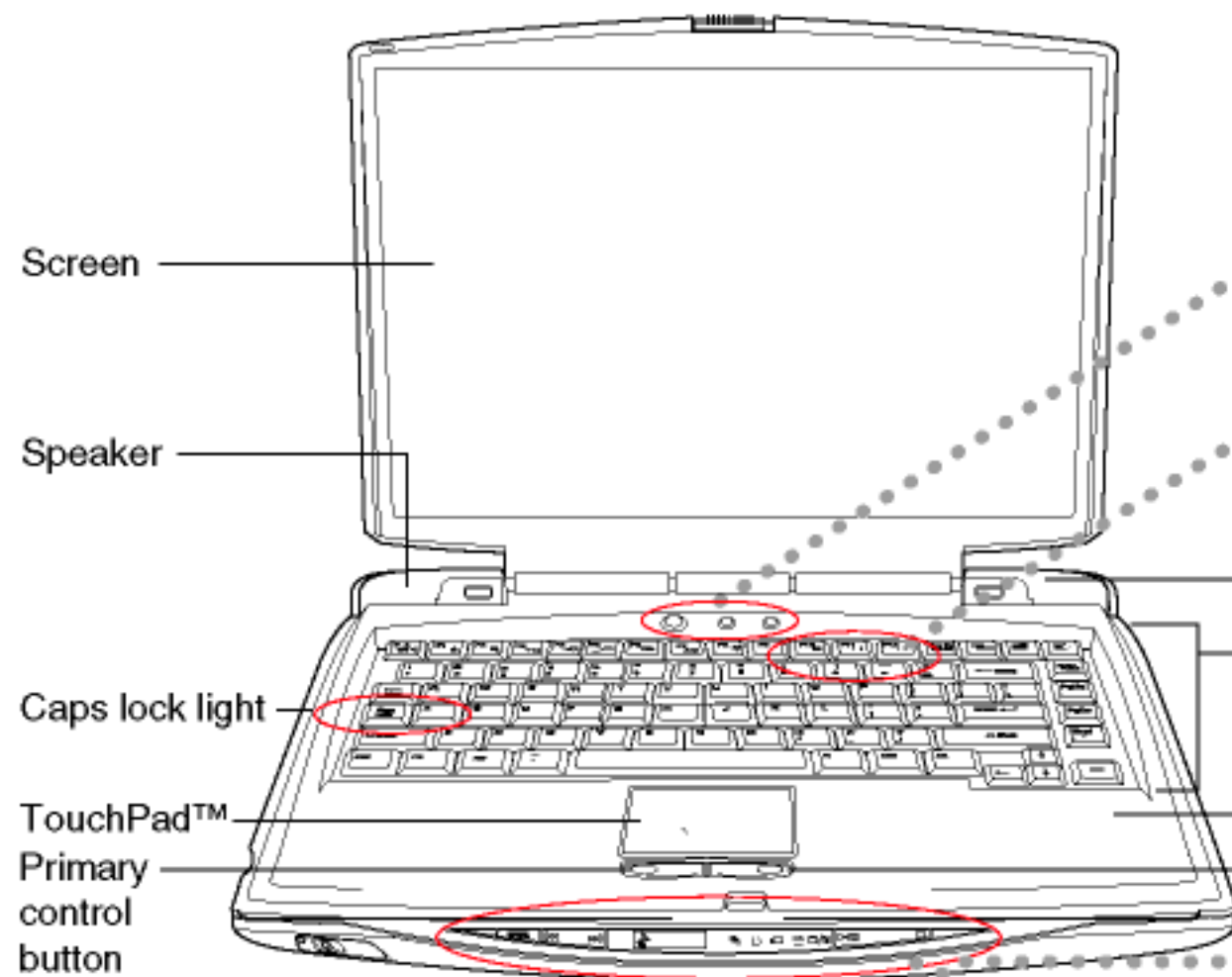
CPU performance may also vary from specifications due to design configuration.

Under some conditions, your computer product may automatically shut-down. This is a normal protective feature designed to reduce the risk of lost data or damage to the product when used outside recommended conditions. To avoid risk of lost data, always make back-up copies of data by periodically storing it on an external storage medium. For optimum performance, use your computer product only under recommended conditions. Read additional restrictions under "Environmental Conditions" in your product Resource Guide. Contact Toshiba Technical Service and Support for more information.

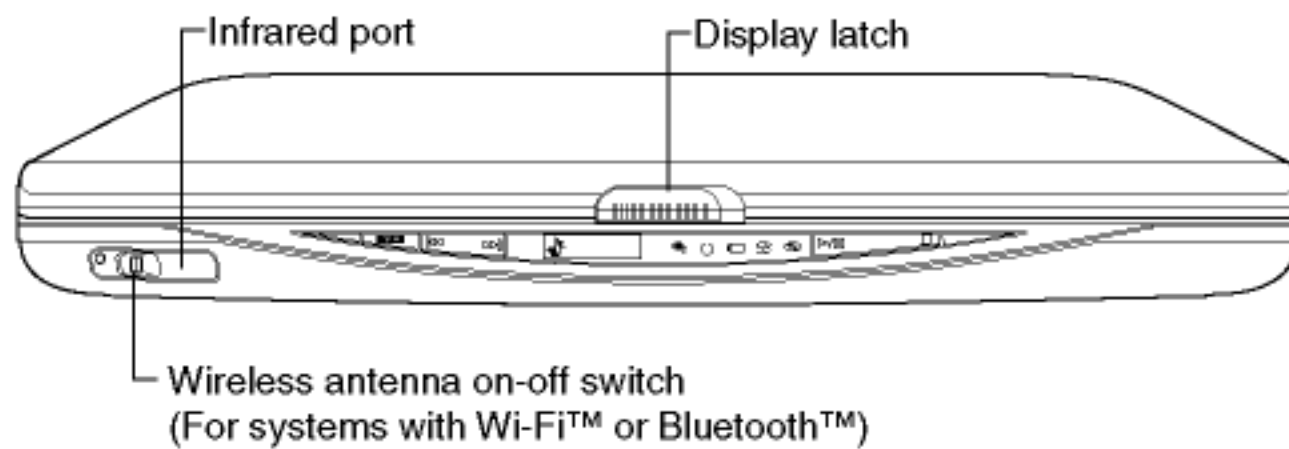
Return Policy

TAIS does not accept the return of component parts, or bundled software, which have been removed from the PC system. Pro-rata refunds on individual PC components or bundled software, including the operating system, will not be granted. If you wish to return a complete PC system, contact the TAIS dealer where you purchased the product, and comply with the dealer's standard return policies and procedures.

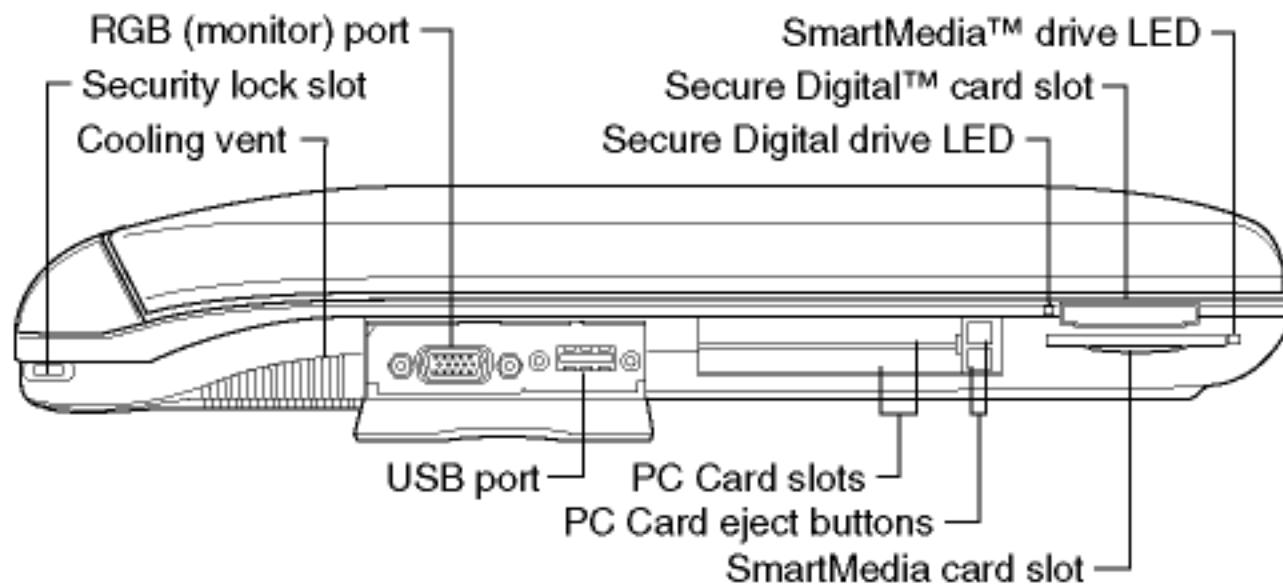
Front with display open



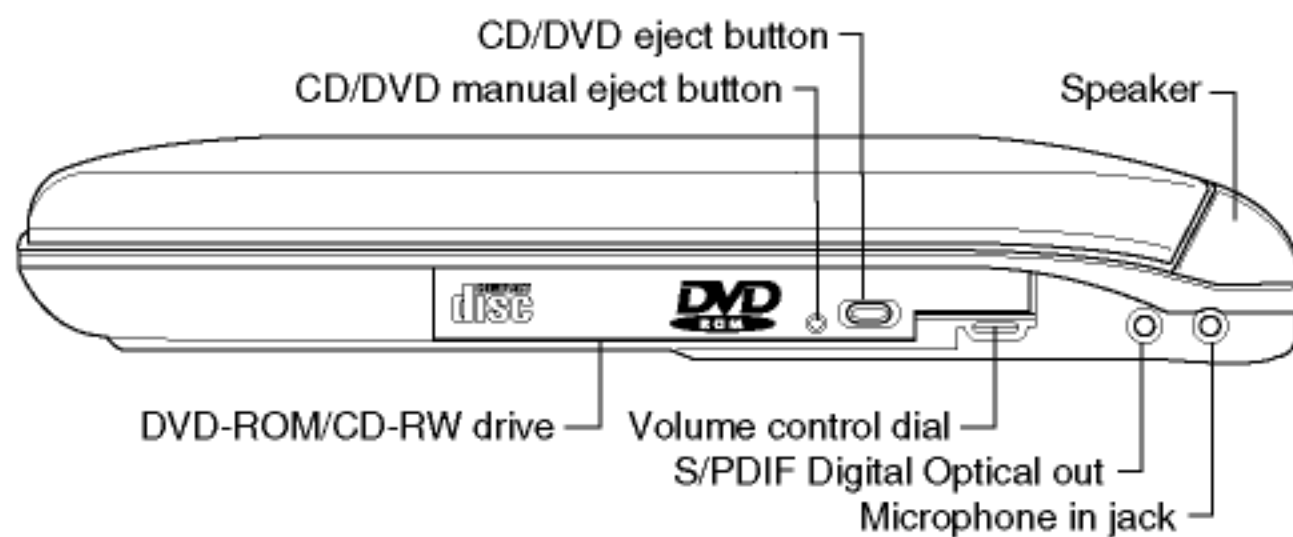
Front with display closed



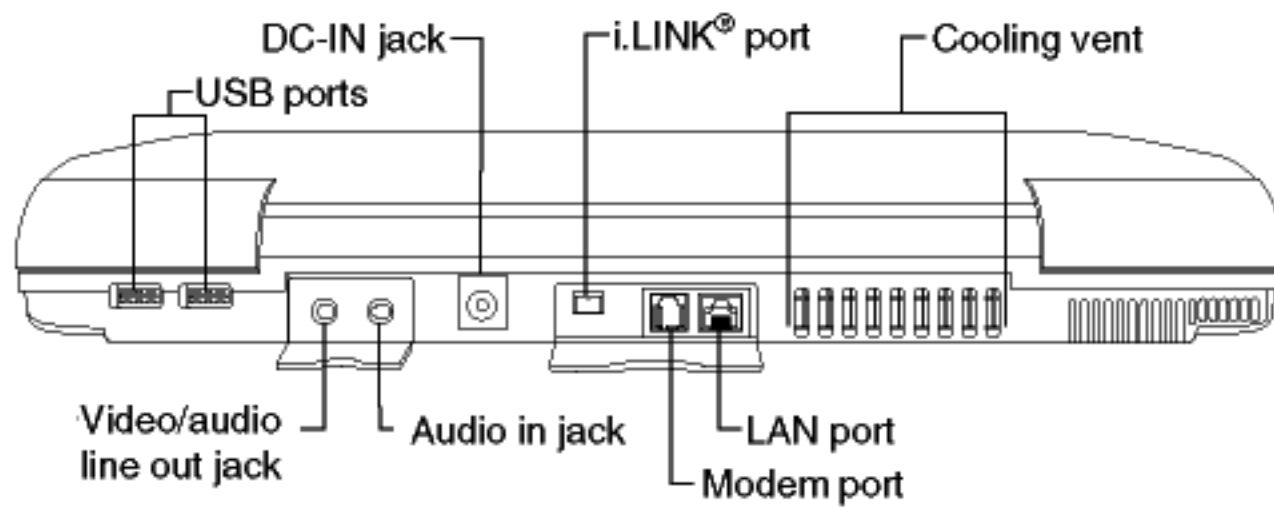
Left side



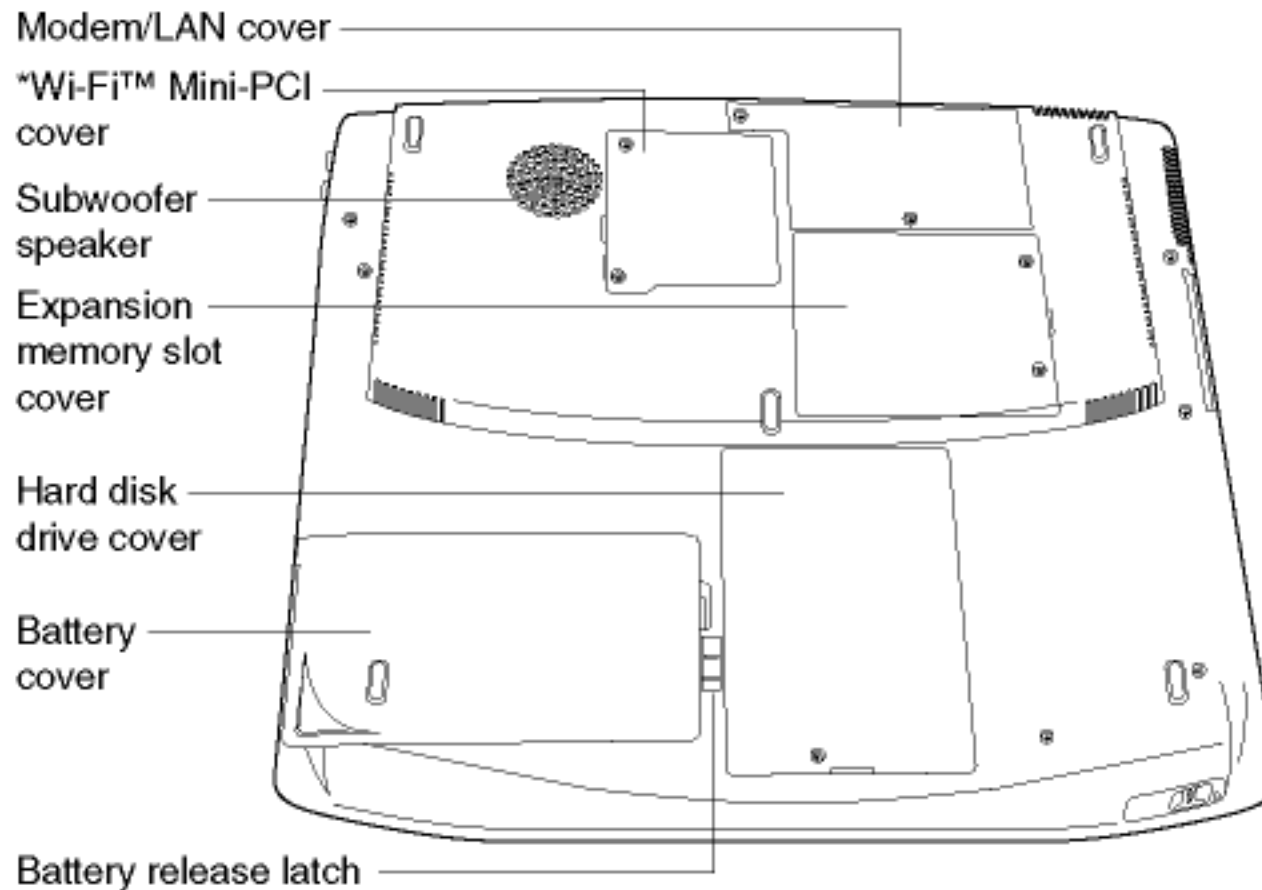
Right side



Back



Underside



*For systems with Wi-Fi or Bluetooth