

TOSHIBA

Satellite Pro® M15 Series

Exceptional performance with integrated Wireless in a Mobile Desktop Replacement PC

Feature Model(s):

Satellite Pro M15-S405

Pentium M 1400/15.0"XGA/512MB/40GB/DVD-CDRW/Mdm/LAN/Wi-Fi/WinXP Home

Satellite Pro M15-S406

Pentium M 1400/15.0"XGA/512MB/40GB/DVD-CDRW/Mdm/LAN/Wi-Fi/WinXP Pro

Part Numbers

PS630U-G205HV

PS630U-G205H6

Product Highlights

Performance

- 1.40GHz system with Intel® Centrino™ mobile technology**
- 512MB of Main Memory (Expandable to 1024MB)

Slim Select Bay design

- 40GB* hard disk drives
- DVD-ROM/CDRW multi-function drive

Great Features

- 15.0" TFT active-matrix screen display
- **NVIDIA® GeForce4™ 420** graphics controller; 32MB DDR external video memory
- Integrated SD (Secure Digital) expansion slot
- Dual Pointing device

Get On-Line

- Integrated V.92/56K modem
- Integrated 10/100 Ethernet LAN
- Integrated 802.11b Wireless LAN module

System Characteristics

CPU

- Intel® Pentium® M processor at 1.40GHz**
- Integrated co-processor

L2 Cache

- 1MB Level 2 cache memory integrated on die
- 400MHz Processor System Bus Clock Speed

Memory

- 512MB (2 DIMM) expandable to 1024MB (*Both slots may be occupied*)
- Expansion memory: 128MB/256MB/512MB/1GB, SODIMM, PC2100 DDR
- **Data/Address Bus Width:** 64bit/32bit
- Intel® 855PM Chipset

Mass Storage

- **Primary Hard Disk Drive:** 40GB* hard disk drives, Enhanced IDE (ATA-5) interface, 5400rpm drive rotation; 9.5mm height, 0.2lbs, Service Removable
- **Slim Select Bay DVD-ROM/CDRW:** Enhanced IDE (ATAPI) Interface; Maximum speed: CD-R(24x), CD-RW(10x), CD-ROM(24x), DVD-ROM(8x); Compatibility: CD-ROM, CD-R (read/write), CD-RW (read/re-write), DVD-ROM, DVD-R (read only), DVD-RW (read only), DVD Multi (read only); user removable
- **Optional Selectable Bay Options:** Secondary HDD, DVD-ROM, DVD-ROM/CDRW, DVD Multi, 2nd Battery
- Software Decoder: InterVideo (WinDVD®)

Graphics/Video

- 15.0" TFT active-matrix display; internal display supports up to 16M colors at 1024 x 768
- **NVIDIA GeForce4 420 Go** graphics controller; 32MB DDR external video memory
- AGP bus support; Direct 3D support; DirectVideo and DirectMPEG
- External Color Support/Refresh rate:

800 x 600;	60/75/85/100Hz Non-Interlaced @16M
1024 x 768;	60/75/85/100Hz Non-Interlaced @16M
1280 x 1024;	60/75/85/100Hz Non-Interlaced @16M
1600 x 1200;	60/75/85/100Hz Non-Interlaced @16M
1920 x 1440;	60/75Hz Non-Interlaced @16M
2048 x 1536	60Hz Non-Interlaced @16M

Input Devices

- **Keyboard:** Full sized 85 keys with 12 function keys, 2.7mm key stroke, 6mm height; Dedicated Windows® keys support; HotKey function; Integrated Dual Point pointing device with Scroll function (Touchpad)

- **CD Control Function:** Mode Control Switch (CD/DVD/Digital Audio), Previous, Play, Stop, Next, CD Power
- **Toshiba Console Button**
- **Internet Browser Launch Function**
- **Instant TV-Out Button**

Expandability

- 2 Memory slots – *Both slots may be occupied*
- 2 PC Card slots support 2 Type II or 1 Type III PC Cards

Communications

- Integrated V.92/56K modem; Data and fax support
- Integrated 10/100 Ethernet LAN
- Integrated Wireless LAN (**Intel® Calexico 802.11b**)

Due to FCC limitations, speeds of 53kbps are the maximum permissible transmission rates during Download. Actual data transmission speeds will vary depending on line conditions.

Ports

- ECP parallel printer port
- RGB (monitor) port
- FIR (Infrared) port
- 2 Universal Serial Bus (2.0) ports
- TV-Out – (NTSC/PAL output; RCA jack)
- RJ-45 LAN Port
- RJ-11 modem port
- i.LINK™ (IEEE 1394)
- Secure Digital (SD) card slot
- Expansion port (optional docking)

Docking

- *Optional:* Advanced Port Replicator

Physical Description

- Dimensions (LxWxH): 13.1" x 11.5" x 1.6"
- Weight: 6.8lbs
- LED Indicators: Power, Power Save Mode, HDD, 2nd HDD (SelectBay), CD/DVD-ROM (SelectBay), DC-IN, Caps Lock, Arrow, Numeric, Main Battery Charging Status, 2nd Battery Charging Status, System Sleep / Suspend status, SD Card, Wireless Communication switch

Sound

- Analog Devices AD1981B Codec Chip; Software Sound; 16-bit stereo, full duplex support
- Built-in stereo speakers; Built-in Microphone (monaural); Direct 3D Sound (supported by driver), DirectSound (supported by driver) and DirectMusic (supported by driver); MIDI Support; Sound Volume (by Dial); **Ports:** External Microphone port, headphone port

Power Supply

- **AC Adapter:** 60W external AC Adapter, 100-240V / 50-60Hz frequency (Universal) input voltage, 15V x 4A Output.
Dimensions (LxWxH): 2.0" x 4.2" x 1.1"
Weight: 0.61lbs
- **Battery Pack:** 9-cell, rechargeable, removable Lithium Ion (Li-Ion) battery, 6600mAh (2nd battery: 6 cell; 3600mAh)
- Battery Saver (in Windows XP): Stand by, HDD Auto Off, Display Auto Off, Throttling, Hibernation
- Battery life (main batt/main + 2nd batt): 5.8H / Up to 9H***
- Recharge time (main off/on; main + 2nd batt off/on): 2.8H/6H-15.5H; 2.3H/4.5H-10.5H
Battery life may vary depending on product model, configuration, applications, power management settings and features utilized. Recharge time varies depending on usage. Battery may not charge while computer is consuming full power. After a period of time, the battery will lose its ability to perform at maximum capacity and will need to be replaced. This is normal for all batteries. To purchase a new battery pack, see the accessories information that shipped with your computer or visit

TOSHIBA

www.accessories.toshiba.com

Security

- Slot for computer lock, PC Card (screw only), Main Battery Pack (sliding lock), HDD and memory (by screw only), Selectable Bay Device (by screw), User Power-on password, Setup Security (by help of SVPW utility), CPU serial No. security (By help of SVPW utility), HDD Password (for both Primary and 2nd HDD; By help of HDD password setup utility), Keyboard Lock (by HotKey), Screen Blank (by Hotkey), Screen Saver (by software)

Bios

- APM, ACPI, PnP, VESA, DPMS, DDC, SM BIOS, PC BIOS support

Operating System

- Microsoft® Windows XP Home pre-installed (M15-S405)
- Microsoft® Windows XP Pro pre-installed (M15-S406)
- Windows 2000 component drivers on the web

Additional Software

- Microsoft® Works
 - Intuit® Quicken® Basic 2001
 - Norton® AntiVirus™ 2002
 - AOL® (3 –Month offer)
 - Adobe® Acrobat Reader
 - AT&T® Worldnet® Service – 1 Month FREE
- Telephone access and other charges and other terms and conditions may apply. Offer available to new customers only. Offer expires 4/30/04.*
- Microsoft Internet Explorer
 - Toshiba Custom Utilities
 - Satellite Pro Series Online Documentation
 - Toshiba Great Software Offer:** Receive your choice of two software titles. The software selection includes titles from the follow categories; productivity, education/reference, creativity and entertainment

Warranty

- 1 year parts, labor and battery

SelectServ® Warranty Programs

SWP-PEQQ3V	Warranty Extension to 3 Years
SWP-PEGQ3V	3 Year SystemGuard
SWP-PEQX3V	3 Year Depot Express
SWP-PEGX3V	3 Year SystemGuard + Depot Express
SWP-PEQN3V	3 Year Business On-Site Repair; Next Day Business Day Response
SWP-PEGN3V	3 Year SystemGuard + Business On Site Repair, Next Business Day Response

Environmental Specifications

- Temperature:** Operating: 5° to 35°C (41° to 95°F); Non-operating: -20° to 65°C (-4° to 149°F)
- Thermal gradient:** Operating: 15°C per hour maximum; Non-operating: 20°C per hour maximum
- Relative Humidity:** Operating: 20% to 80%; Non-operating: 10% to 90%
- Altitude (relative to sea level):** Operating: -60 to 3000 meters; Non-operating: -60 to 10,000 meters
- Shock:** Operating: 1.5G; Non-operating: 60G
- Vibration:** Operating: 0.25G; Non-operating: 1.0G

Selected Accessories

Toshiba Accessories

PA3215U-1ACA	Global AC Adapter (75W)
PA3259U-1BRS	Primary Battery Pack (9 cell)
PA3091U-1CHG	Battery Charger
PA3129U-1BRS	Slim Select Bay 2 nd Battery Pack
PA3109U-1FDD	USB Floppy Disk Drive
PA3133U-1H40	Slim Select Bay 40GB HDD
PA3204U-1H60	Slim Select Bay 60GB HDD
PA3230U-1H80	Slim Select Bay 80GB HDD
PA3134U-1ETC	Slim Select Bay HDD Adapter
PA3138U-2CD2	Slim Select Bay CD-R/RW
PA3137U-3CD2	Slim Select Bay DVD/CD-RW (Combo)
PA3231U-1DV1	Slim Select Bay DVD Multi
PA3224U-2ETC	Toshiba Style Bay Bridge Media Adapter
PA3082U-2PRP	Advanced Port Replicator (w/Gigabit Over Ethernet)
PA3189U-3MPC	Wireless LAN Card Kit 802.11b
PA3236U-1MPC	Wireless LAN Card Kit 802.11a/b
PA3256U-2BTM	Bluetooth Module Kit V.1.1 (Dealer Install)

TOSHIBA SD Memory

SD-M3203B3	32MB
SD-M6403B3	64MB
SD-M1283B3	128MB

Kingston Memory

KTT3614/128	128MB PC2100 DDR SDRAM Memory
KTT3614/256	256MB PC2100 DDR SDRAM Memory
KTT3614/512	512MB PC2100 DDR SDRAM Memory
KTT3614/1G	1GB PC2100 DDR SDRAM Memory

Cases

NWCC18220	Targus Executive Leather Briefcase
520755	Kenneth Cole Rolling Leather (Sweet Roll)

Targus Accessories

PA400U	Targus DEFCON1 Security System
PA450U	Targus DEFCON KL Key Lock
PA360U	Targus Universal Auto/Air
NW05WM	Targus Wireless Optical Mini Mouse w/Charger
NWKBM0	Targus MultiMedia Keyboard
NWUK01	USB Combo 17-Key Keypad/Calculator Combo

CMS Storage/Backup

TNFWABS-60.0	CMS Firewire Automatic Backup System 60GB
--------------	---

* Go to www.accessories.toshiba.com for additional, available accessories

Product/Part Numbers

PS630U-G205HV	Satellite Pro M15-S405 (Win XP Home)
PS630U-G205H6	Satellite Pro M15-S406 (Win XP Pro)

*GB = 1 Billion Bytes

** Central Processing Unit ("CPU") Performance Disclaimer:

CPU performance in your computer product may vary from specifications under the following conditions:

- use of certain external peripheral products
- use of battery power instead of AC power
- use of certain multimedia games or videos with special effects
- use of standard telephone lines or low speed network connections
- use of complex modeling software, such as high end computer aided design applications
- use of computer in areas with low air pressure (high altitude >1,000 meters or >3,280 feet above sea level)
- use of computer at temperatures outside the range of 5°C to 35°C (41°F to 95° F) or >25°C (77°F) at high altitude (all temperature references are approximate).

CPU performance may also vary from specifications due to design configuration

Under some conditions, your computer product may automatically shut-down. This is a normal protective feature designed to reduce the risk of lost data or damage to the product when used outside recommended conditions. To avoid risk of lost data, always make back-up copies of data by periodically storing it on an external storage medium. For optimum performance, use your computer product only under recommended conditions. Read additional restrictions under "Environmental Conditions" in your product Resource Guide. Contact Toshiba Technical Service and Support for more information.

Return Policy

TAIS does not accept the return of component parts, or bundled software, which have been removed from the PC system. Pro-rata refunds on individual PC components or bundled software, including the operating system, will not be granted. If you wish to return a complete PC system, contact the TAIS dealer where you purchased the product, and comply with the dealer's standard return policies and procedures.

TOSHIBA

*** Business Winstone® 2002 BatteryMark™ Version 1.0

These models achieved the battery life times shown using Ziff Davis Media Inc.'s Business Winstone® 2002 BatteryMark™ Version 1.0. These tests were performed without independent verification by the VeriTest testing division of Lionbridge Technologies, Inc. ("VeriTest"). Neither Ziff Davis Media Inc. nor VeriTest makes any representations or warranties as to the results of the tests. Winstone® is a registered trademark and BatteryMark™ is a trademark of Ziff Davis Publishing Holdings Inc. in the U.S. and other countries. Copyright 2002 Ziff Davis Media Inc. All Rights Reserved. All products used in the tests were shipping versions available to the general public. The battery life results were achieved running the Business Winstone® 2002 BatteryMark™ Version 1.0 on the following system parameters. System parameters were set according to Ziff Davis Media Inc.'s recommendations.

BWS BatteryMark2002 Score

Battery Life	Catalog Spec (1st)	5:52(6600mAh) /4:08(4400mAh) (actual data)
	(1st+2nd)	9:32(6600mAh+3600mAh) / 7:40(4400mAh/3600mAh) (actual data)
	Number of Conditioning Phase	1
	Life Test Run	3

A	CPU Name	Banias-1.4GHz	
	Processor info	speed	1.4GHz
		number of processors	1
	amount of RAM	256MB	
Amount of secondary RAM cache	2MB (L2 RAM CACHE)		

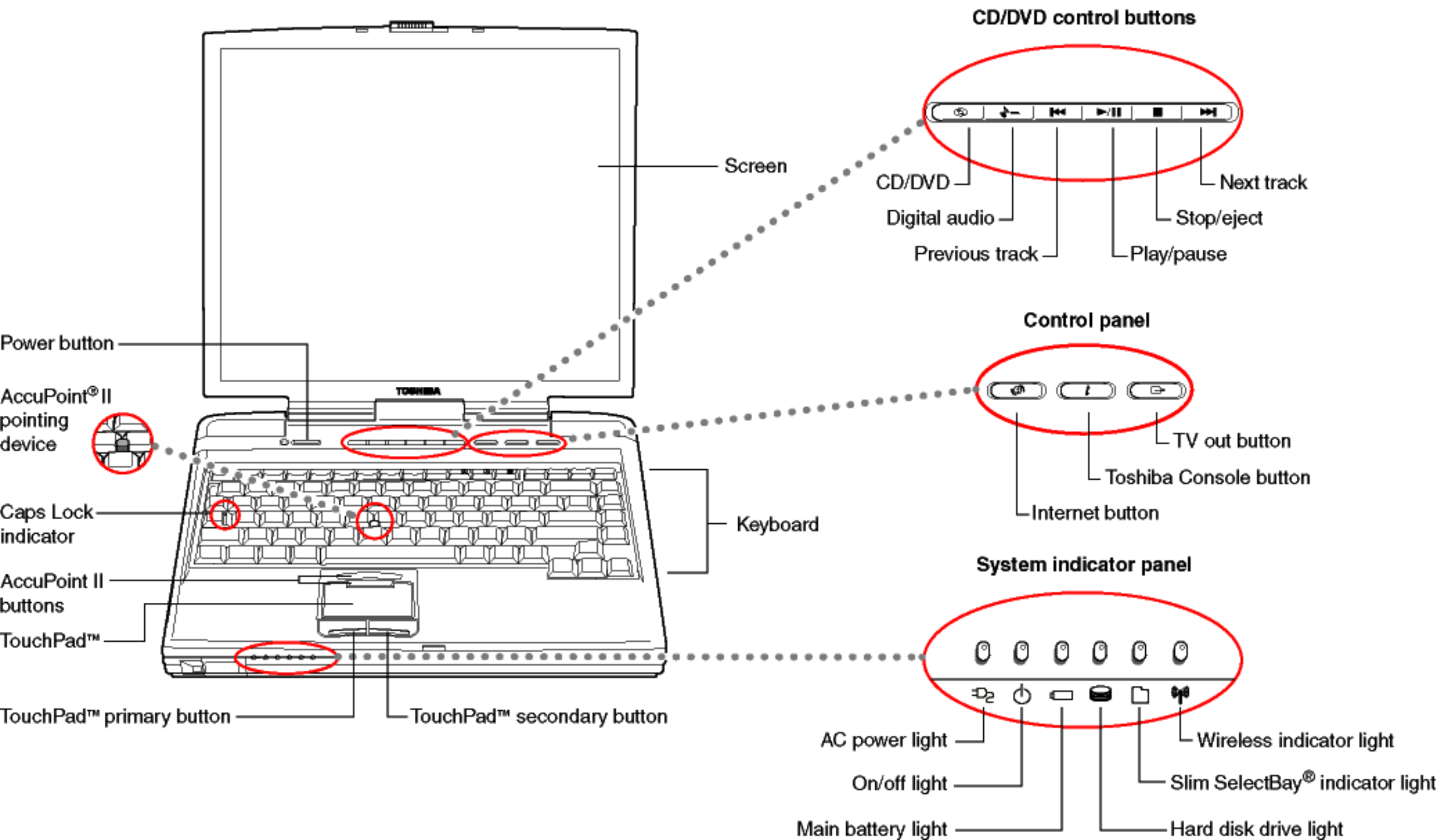
B	Battery	type(1st)	Li-Ion (Graphite)
			10.8V X 6600mAh,10.8V X 4400mAh
		model number(1st)	
		type(2nd)	Li-Ion (Graphite)
			10.8V X 3600mAh
	model number(2nd)		
	number of batteries	1st=one,2nd=one	

C	Graphics	NVIDIA GeForce4 420 Go	
	amount and type of RAM	32MB	
		DDR	
	graphics driver name and version		
graphics resolution and color depth, refresh rate	15.0" 1024x768/16bit/60Hz		

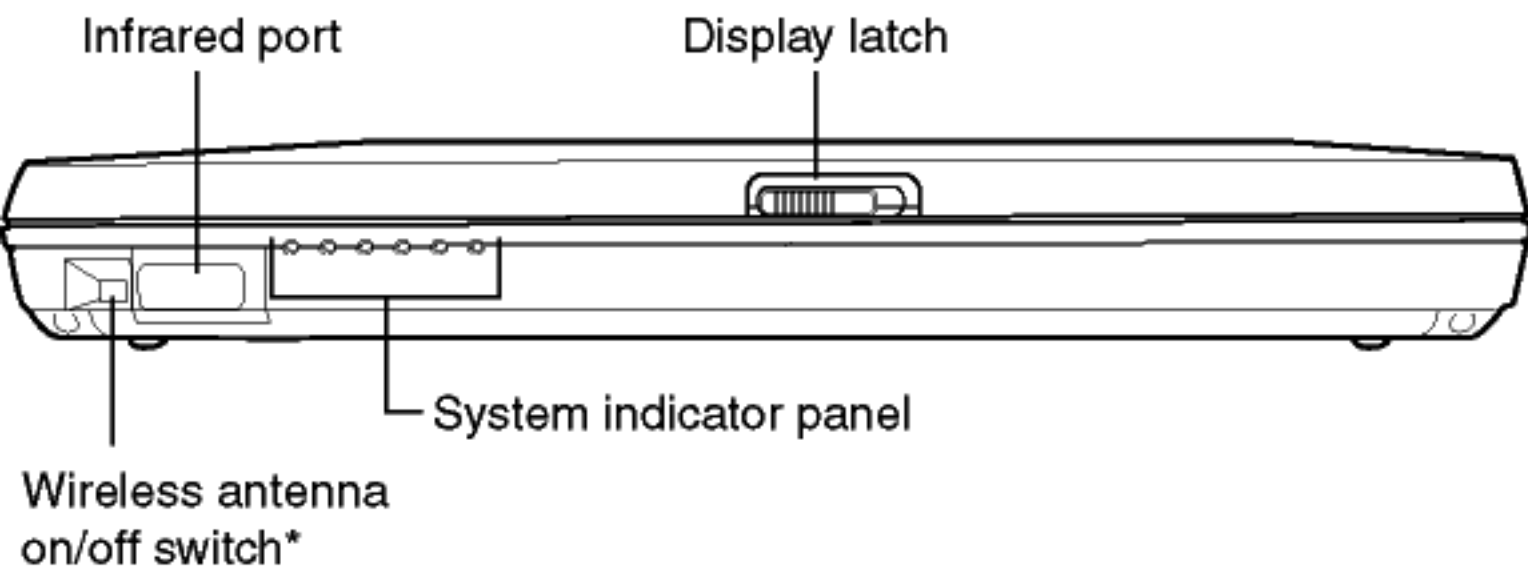
D	hard disk capacity	40GB (5400rpm)	
	hard disk file system & transfer mode	Enhanced IDE (ATA-5)	
	hard disk controller model	ODEM+ICH4	
	size of hardware cache if any	N/A	

E	operating system version, service pack	WinXP	
	other special conditions	N/A	

Front with display open

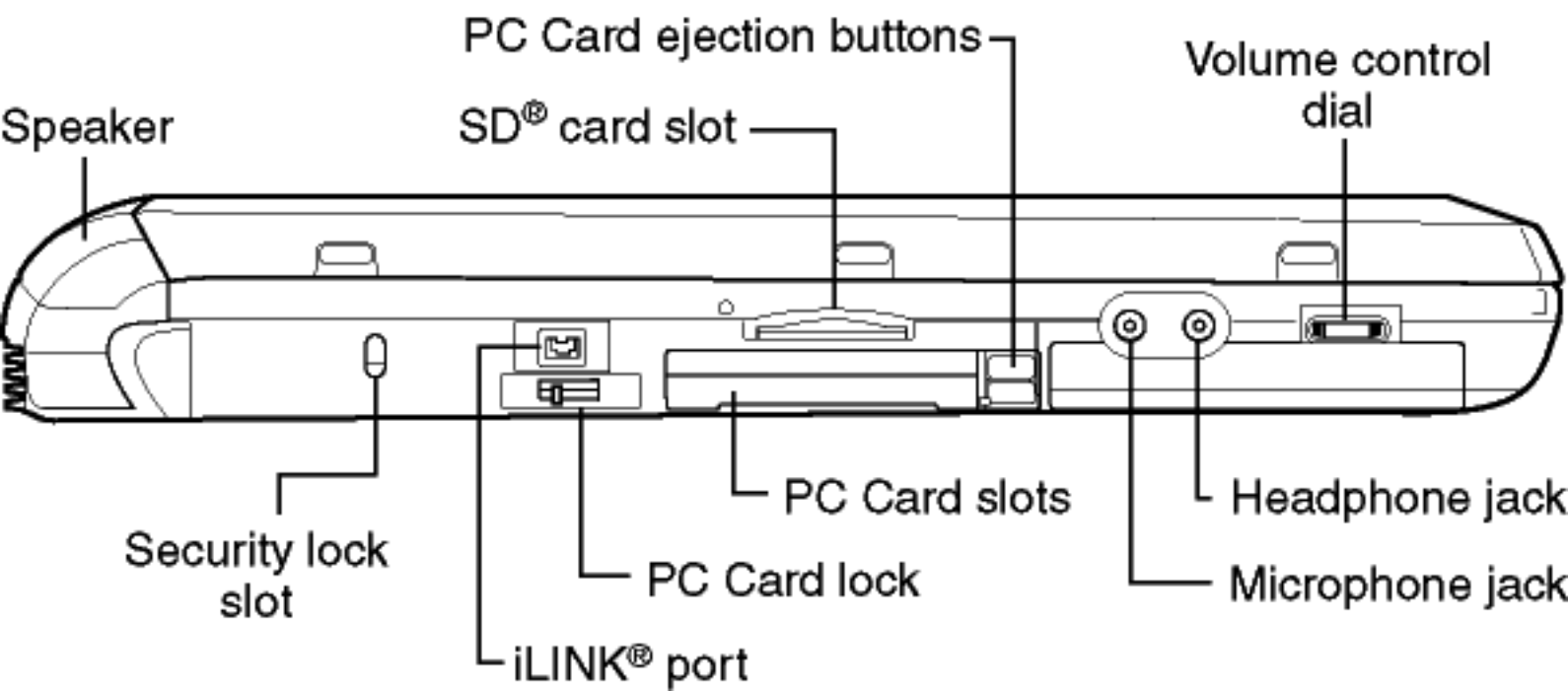


Front with display closed

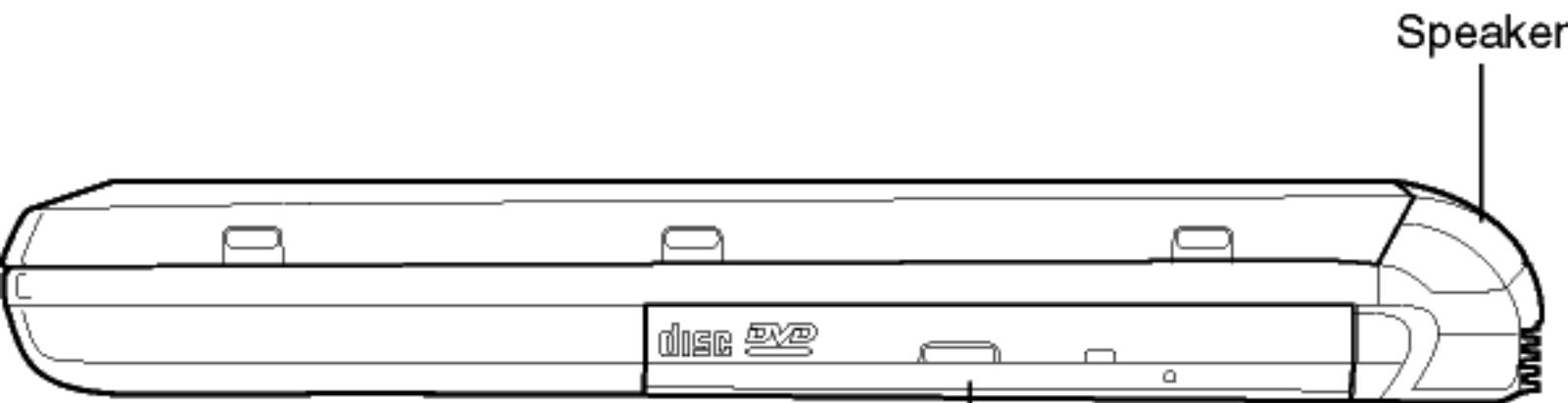


*Functional only on systems with wireless module installed.

Left side



Right side

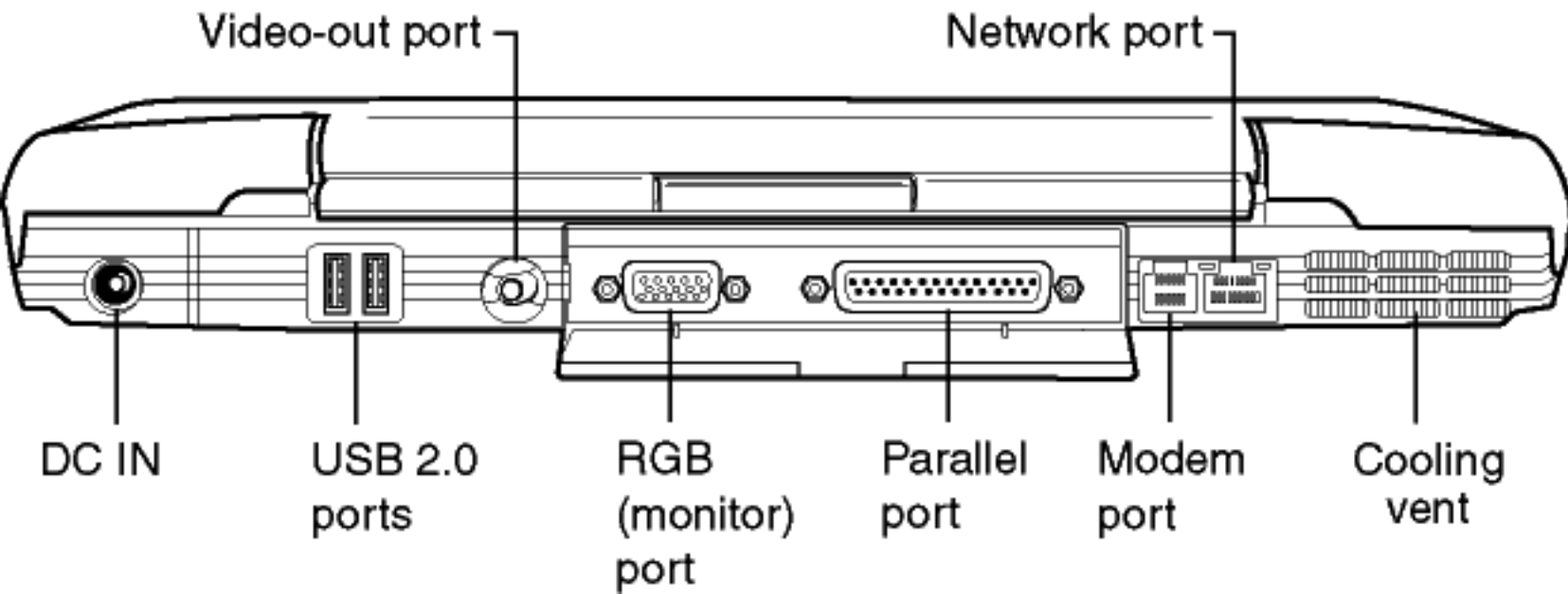


Speaker

disc DVD

Slim SelectBay[®] module
(DVD-ROM drive shown)

Back



Underside

